

Dunn County

4-H MEMBER Yearly Plan and Record Book

Name: Tommy Clover

Club Name: Handy Helpers

4-H Participation

<u>Year</u>	<u>Age</u>	<u>Grade</u>	<u>Years in 4-H Cloverbuds + this year</u>	<u>Club Meetings</u>	
				<u># Held</u>	<u># I Attended</u>
2019	13	<u>8</u>	9	11	11

Age is as of October 1st (4-H Calendar Year) and grade is the last year completed.

Plaque disc you're applying for: Arts and Crafts

Club and County project award(s) you're applying for: Mechanical

4-H Project Reflection & Goals

Project: Photography **Years in the project:** 4

Please explain your answers to the following questions in no more than 1-2 paragraphs for each:

1) What were your highlights and low-lights of this project?

My highlights were that I had more fun taking the pictures this year, and I took some photos that I liked a lot as well. I also enjoyed black and white pictures

My low-lights were that I had pictures that didn't fit descriptions in the fair book for competition. I had to use pictures that weren't my best quality, to fit the fair book descriptions.

2) How did you grow and share your skills in this area?

Last year, I listened to the judge at the fair. I thought about what he suggested while I took pictures this year. Because of that advice, my photos were better. I also took better black and white pictures.

3) What could you do to improve in this area for next year and why?

Next year, I could do even more projects in this area. I could also do more things that I am good at, like buildings. Next year I might use my grandmothers camera, which is better than my phone camera.

4) What goals did you have this year for this project? What evidence can you give that shows improvement on these goals?

This year I focused on taking level pictures of buildings, and finding cool photo opportunities.. You can tell that there is improvement by looking at my pictures, and my black and white photos have more contrast, like sunlight reflecting off of buildings.

4-H Project Summary-Photography

Use a separate sheet (summary and reflection) for each project heading your applying an award in for in this year.

Year:2017-18	Project:Photography	Years in project:3		
Date(s):	Activity Summary:	Income	Expenses	Hours worked
2017-2018	Fair Project Supplies- 14 4 x 6 prints 1 5 x 7 print 4 pieces of tagboard to mount 4 hangers	-	\$2.10 \$.59 \$3.00 Already owned	4 hr
	Project Totals **Note: It is OK to show a loss	-	\$3.36	4 hr

4-H Project Reflection & Goals

Project: **Shooting Sports** **Years in the project:** **5**

Please explain your answers to the following questions in no more than 1-2 paragraphs for each:

1) What were your highlights and low-lights of this project?

My highlights in shooting sports were that I was much better in trap this year. It was also very fun to shoot trap this year.

My low-lights were that I didn't really enjoy the target shooting this year.

2) How did you grow and share your skills in this area?

This year I grew by doing better in one of my project areas

3) What could you do to improve in this area for next year and why?

Next year I'd like to shoot more accurately in trap shooting and air rifle. I would also like to do better in archery.

4) What goals did you have this year for this project? What evidence can you give that shows improvement on these goals?

This year I focused on shooting better in trap. I did that.

4-H Project Summary-Shooting Sports

Use a separate sheet (summary and reflection) for each project heading your applying an award in for in this year.

Year:2017-18	Project:Shooting Sports	Years in project:4		
Date(s):	Activity Summary:	Income	Expenses	Hours worked
2017-2018	Dunn Co. Shooting Practice	-	\$30.00	6
	Dunn Co. Fair Shoot	-	-	3
	Conservation Class	-	-	1.3
	Menomonie Trap shooting club	-	\$250.00	10
	Project Totals **Note: It is OK to show a loss		\$280.00	20.3

4-H Project Reflection & Goals

Project: Electricity **Years in the project:** 5

Please explain your answers to the following questions in no more than 1-2 paragraphs for each:

1) What were your highlights and low-lights of this project?

The highlights of this project were that I got to try a new thing, wiring a building. I also got to make a cool lamp. A 3rd highlight is that my project binder got selected for the state fair.

My lowlights were that I had to go and get more rope and start over again on my lamp.

2) How did you grow and share your skills in this area?

I grew by learning how to wire a building, which I didn't know how to do before. It will help me when I get older.

3) What could you do to improve in this area for next year and why?

Next year, I could improve by making a more complicated circuit or a Tesla coil. I think that a Tesla coil would be cool.

4) What goals did you have this year for this project? What evidence can you give that shows improvement on these goals?

This year I did not have many goals for this project, but I wanted to wire something that will help me as I get older, and I was able to do that.

4-H Project Summary-Electricity

Use a separate sheet (summary and reflection) for each project heading your applying an award in for in this year.

Year: 2017-18	Project:Electricity	Years in project:3		
Date(s):	Activity Summary:	Income	Expenses	Hours worked
2018-19	House rewiring	-	242.22	7
	Lamp	-	11.56	6
	Totals	-	253.78	13

4-H Project Reflection & Goals

Project: Aerospace **Years in the project:** 5

Please explain your answers to the following questions in no more than 1-2 paragraphs for each:

1) What were your highlights and low-lights of this project?

The highlights of this project were that I got to make a very cool model of the Mercury Redstone rocket, which I can display. I also learned how to make 2 stage rockets, which are very cool.

The lowlights of this project were that I had difficulties painting the rocket, and I lost the 2 stage rocket.

2) How did you grow and share your skills in this area?

I grew in this area by learning how to make a 2 stage rocket, and I hope to make more staged rockets later. I also helped people build model rockets at an event I went to. I went to the library to make the 2 stage rocket for the Apollo 50th anniversary celebration. We built the rockets there, and we later launched them at the middle school.

3) What could you do to improve in this area for next year and why?

Next year, I could improve by making a multistage rocket to show, and I think that would do well. I could also do a better job painting my rocket.

4) What goals did you have this year for this project? What evidence can you give that shows improvement on these goals?

This year my goals were to do a harder rocket that looks cool. I also wanted to find out how to make a multistage rocket, and I wanted to launch my launch class rocket ahead of time.

4-H Project Summary-Aerospace

Use a separate sheet (summary and reflection) for each project heading your applying an award in for in this year.

Year:2017-18	Project:Aerospace	Years in project:4		
Date(s):	Activity Summary:	Income	Expenses	Hours worked
2018-19	Mercury redstone rocket model	-	\$16.12*	4
	Launch Rocket- A8-3 engines	-	\$3.21	0.5
			\$19.23	4.5

4-H Project Reflection & Goals

Project: Mechanical **Years in the project:** 5

Please explain your answers to the following questions in no more than 1-2 paragraphs for each:

1) What were your highlights and low-lights of this project?

The highlights of this project were that I was able to get a Lego Saturn V rocket, which is very cool, and I can take it to the fair. I also got a grand champion for my Lego kit. Another highlight of this project is that I was able to go to Space Camp and do the robotics pathfinder program there.

The lowlights of this project were that I did not have lots of Lego things already built, so I had to build a new thing. I also had to build small Lego things, so I was limited in that way as well.

2) How did you grow and share your skills in this area?

I grew in this area by doing a more challenging Lego model. My original design also was the same color, so it looks better. I also went to Space Camp for the robotics program. At the robotics program, we built and programmed Lego robots to complete a series of challenges on the "Challenge Table". This would simulate a potential Moon colony mission, and it was very fun. I got to utilize the skills that I have learned in 4-H to build Lego robots to complete challenges. My group at Space Camp did the weeklong program table, and we got a score that is on par with people who have four times more time to build and program our robots, and also 10 more minutes to complete the challenges.

At Space Camp, I also got to try out underwater and aerial drones. I also can build one of those, which might be a fun thing to do later. I also got my own drone to further grow my skills with robotics.

I also got to use my mechanical skills this year in Mystery Architecture in Science Olympiad to build things like towers and arches. Mystery Architecture is an event in Science Olympiad where we get a thing to build, and a primary dimension, which we are scored on, and a secondary dimension, that is the tiebreaker. I got to use the skills that I have learned in 5 years of mechanical to build towers, bridges, and arches. I am a state medalist in Mystery Architecture now too, so it was helpful to have these skills.

3) What could you do to improve in this area for next year and why?

Next year, I could do a more challenging original design, and I plan to go to Advanced Space Camp later as well. I also plan to keep doing Mystery Architecture as an event in Science Olympiad in the high school level, so there will be more challenging things to do in that event.

4) What goals did you have this year for this project? What evidence can you give that shows improvement on these goals?

This year, my goals were to make something within the size requirement that looked cool, and also to make a better looking motorized design than last year. I did these both. My goals were also to get accepted to Space Camp, and also to succeed at Space Camp, which I did. I also wanted to medal in Mystery Architecture, which I did also.

4-H Project Summary-Mechanical

Use a separate sheet (summary and reflection) for each project heading your applying an award in for in this year.

Year:2017-18	Project:Mechanical	Years in project:4		
Date(s):	Activity Summary:	Income	Expenses	Hours worked
	Lego power functions motor Lego power functions battery box	-	Already Owned	1
	Lego Bricks	-	Already Owned	2
	Space Camp	-	\$600	80
	Project Totals **Note: It is OK to show a loss		-	83

4-H Project Reflection & Goals

Project: **Drawing and Painting** **Years in the project:** **5**

Please explain your answers to the following questions in no more than 1-2 paragraphs for each:

1) What were your highlights and low-lights of this project?

The highlights of my Drawing and Painting projects were that I got to draw rockets. I really enjoyed drawing them.

The lowlights of my projects were that I had to redo my watercolor, and I didn't like having to start over again

2) How did you grow and share your skills in this area?

I grew in this project by drawing better drawings, and they look better.

3) What could you do to improve in this area for next year and why?

Next year I could add more shading to all of my drawings. I could also add a new medium.

4) What goals did you have this year for this project? What evidence can you give that shows improvement on these goals?

This year, my goals were to try more mediums, which I did. I also wanted to draw things that I liked, which I also did.

4-H Project Summary-Drawing and Painting

Use a separate sheet (summary and reflection) for each project heading your applying an award in for in this year.

Year:2017-18	Project: drawing and painting	Years in project:4		
Date(s):	Activity Summary:	Income	Expenses	Hours worked
	Pen and Ink -Art supplies -Mounting hardware		Already Owned Already Owned Owned	1
	Charcoal -Art supplies -Mounting hardware		Already Owned Already Owned Owned	2
	Watercolor -Art supplies -Mounting hardware		Already Owned Already Owned Owned	5
	Computer Drawing -Computer -Software Mounting hardware		Already Owned Already owned	1.5

	<i>Oil Pastel drawing</i> <i>-Art supplies</i> <i>-Mounting hardware</i>		<i>Already Owned Already Owned</i>	<i>1</i>
	<i>Pencil Drawing</i> <i>-Art supplies</i> <i>Mounting hardware</i>		<i>Already Owned Already Owned</i>	<i>1</i>
	<div> <i>Project Totals</i> <i>**Note: It is OK to show a loss</i> </div>			<i>12.5</i>

4-H Project Reflection & Goals

Project: Arts and Crafts **Years in the project:** 3

Please explain your answers to the following questions in no more than 1-2 paragraphs for each:

1) What were your highlights and low-lights of this project?

The highlights of my project were that I got to take my fused glass because that was fun to make, and It got a award of excellence at the fair.

The lowlights in my project were that I only got a red for my paper project, and I worked very hard on it, and I was disappointed that it did not place very high.

2) How did you grow and share your skills in this area?

I grew in this area by taking a new project area, glass. I also took a collage, and that was another way I grew.

3) What could you do to improve in this area for next year and why?

I could improve in this area next year by making a paper project that looks better. I could also try to make a bigger glass project.

4) What goals did you have this year for this project? What evidence can you give that shows improvement on these goals?

This year my goals for my project were to make some new entries for this projects to try new things. I also wanted to see the judging, but I was not able to do that.

4-H Project Summary-Arts and Crafts

Use a separate sheet (summary and reflection) for each project heading your applying an award in for in this year.

Year:2017-18	Project:Arts and Crafts	Years in project:3		
Date(s):	Activity Summary:	Income	Expenses	Hours worked
	Collage -magazines -Mod podge -glue	-	All already owned	5
	Fused glass	-	\$15.00	2
			\$15.00	7

4-H Project Reflection & Goals

Project: Duct Tape **Years in the project:** 3

Please explain your answers to the following questions in no more than 1-2 paragraphs for each:

1) What were your highlights and low-lights of this project?

The highlights of my projects were that I made duct tape projects that didn't look terrible. I made a luggage tag for when I go on 4-H trips, and I also made a sword. The sword was me trying to make a better looking sword than the duct tape ones that I made before.

The lowlights of my project were that I kept forgetting to ask my parents to get me duct tape. There were also wrinkles in my sword, as I put it together quickly.

2) How did you grow and share your skills in this area?

I grew in this area this year by taking more than one thing that looks good. My projects before did not look very good, and now they look better. One of the projects is also a functional luggage tag, and that will come in handy.

3) What could you do to improve in this area for next year and why?

I could improve in this project next year by not having wrinkles and also by making bigger things.

4) What goals did you have this year for this project? What evidence can you give that shows improvement on these goals?

This year I planned to make something of higher quality than last year, and make something that I can use. I did these both, because I will use the luggage tag, and it is of higher quality.

4-H Project Summary-Duct Tape

Use a separate sheet (summary and reflection) for each project heading your applying an award in for in this year.

Year:2017-18	Project: duct tape	Years in project:2		
Date(s)	Activity Summary:	Income	Expenses	Hours worked
	Duct tape sword -Duct tape	-	\$5.00	1.5 hr
	Duct tape luggage tag -duct tape	-	\$3.00	.5 hr
	Project Totals **Note: It is OK to show a loss	-	\$8.00	2 hr

4-H Project Reflection & Goals

Project: Music **Years in the project:** 3

Please explain your answers to the following questions in no more than 1-2 paragraphs for each:

1) What were your highlights and low-lights of this project?

The highlights of this project was that I was able to play my French horn in the summer at a competition, and that I was also able to play my Solo and Ensemble pieces again.

The lowlights of this project were that I had difficulty warming up, because I only started practicing for it 3 days before. We also had to use a keyboard, rather than a piano, so that messed up my chords. I also wish that the 4-H music festival was closer to my other music competitions, which are in the Spring.

2) How did you grow and share your skills in this area?

I grew in this area by doing a more difficult song in piano solo and French horn solo. In addition to 4-H music, I also performed at the Junior Music Festival, UW Eau Claire Honors Band, and Solo and Ensemble. I also played French horn for communion in church, and sang in my church's choir.

3) What could you do to improve in this area for next year and why?

I could improve next year by adding a third instrument and doing more difficult songs in both of my areas. I could also improve playing French horn, piano, and trumpet at events, rather than just French horn and piano.

4) What goals did you have this year for this project? What evidence can you give that shows improvement on these goals?

This year, my goals for this project were to learn trumpet, join my church choir, do Solo and Ensemble, do Junior Music Festival, do Honors Band, and to improve on all of my instruments. I did all of these, and I also did Honors Band.

4-H Project Summary-Music

Use a separate sheet (summary and reflection) for each project heading your applying an award in for in this year.

Year:	Project:	Years in project:		
Date(s):	Activity Summary:	Income	Expenses	Hours worked
2018-2019	Piano lessons	-	\$280	18
	French horn rental	-	\$1068.00	0
	Solo and ensemble event	-	\$14.99	0.5
	Junior Music Festival	-	-	2
	4-H music festival	-	-	0.5
	Trumpet cleaning	-	\$75	0
	French horn cleaning	-	\$95	0
	Spring Swing	-	-	2
	Piano Practice	-	-	67
	French horn Practice	-	-	200
	Trumpet practice	-	-	54

		Totals	\$1532.99	344
--	--	--------	-----------	-----

4-H Project Reflection & Goals

Project: Foods and nutrition **Years in the project:** 1

Please explain your answers to the following questions in no more than 1-2 paragraphs for each:

1) What were your highlights and low-lights of this project?

The highlights of this project was that I got blue ribbons on all of my projects in this area, even though it was my first year.

The lowlights of this project were that I had to make a new pan of brownies, because I didn't cut the first pan correctly.

2) How did you grow and share your skills in this area?

I grew in this area by doing this project. This was my first year, so I didn't share my skills very much. I also learned how to identify well done cookies and brownies, and what a good trail mix is. I also learned how to cut pans of stuff, and that you shouldn't use edge pieces of bars.

3) What could you do to improve in this area for next year and why?

I could improve next year by doing more things in this project. I could also do more difficult things in this area.

4) What goals did you have this year for this project? What evidence can you give that shows improvement on these goals?

This year, my goals for this project were to do it, and make brownies and cookies, and I did those

4-H Project Summary-Foods and nutrition

Use a separate sheet (summary and reflection) for each project heading your applying an award in for in this year.

Year:	Project:	Years in project:		
Date(s):	Activity Summary:	Income	Expenses	Hours worked
2018-2019	Cookies	-	All ingredients and recipes owned	2
	Brownies	-	All ingredients and recipes owned	3
	Trail mix		All ingredients and recipes owned	2
	Totals			7

4-H Project Reflection & Goals

Project: Woodworking **Years in the project:** 1

Please explain your answers to the following questions in no more than 1-2 paragraphs for each:

1) What were your highlights and low-lights of this project?

The highlights of this project was that I was able to make a shelf for my Science Olympiad medals, so I can display them.

The lowlights of this project were that it took so long for the coats of polyurethane to dry, and it took a very long time for me to finish it.

2) How did you grow and share your skills in this area?

I grew in this area by doing the project. I also greatly improved on my second woodworking project in comparison to my other woodworking project. My other project was an echo chamber, and the pieces cut were not even or symmetrical, and it was not finished with polyurethane. My second project, my shelf, was finished, and everything was very neat and sanded.

3) What could you do to improve in this area for next year and why?

I could improve next year by making a more difficult woodworking project.

4) What goals did you have this year for this project? What evidence can you give that shows improvement on these goals?

This year, my goals for this project were to do it. I did these, so I accomplished them.

4-H Project Summary-Woodworking


Use a separate sheet (summary and reflection) for each project heading your applying an award in for in this year.

Year:	Project:	Years in project:		
Date(s):	Activity Summary:	Income	Expenses	Hours worked
2018-2019	Shelf	-	\$280	7
	Echo chamber	-	school project	5
	Totals			12



Project Listing By Year Table

[illegible]

Supporting documentation



Space Camp 2019



4-H music festival



Fair projects